


# New Member Orientation Checklist for Pathways Learning Experience

*"Where Leaders Are Made"*

✓	Description
Step 1: Welcome to Toastmasters! Exploring the Environments	
	<p>As a Club Member</p> <ol style="list-style-type: none"> <li>1. Review Club Expectations for members (include club website)</li> <li>2. Review Membership Application Processing / Enrollment in Pathways</li> <li>3. Schedule New Member Orientation</li> </ol>
	<p>As an International Member</p> <ol style="list-style-type: none"> <li>1. Go to <a href="http://www.toastmasters.org">www.toastmasters.org</a> and Log In; then Verify/Update your WHQ Member Profile</li> <li>2. From the Menu Bar, Select <b>Pathways...Go to Base Camp</b> (the Base Camp direct link is <a href="http://www.toastmasters.org/start-pathways">www.toastmasters.org/start-pathways</a>) <ol style="list-style-type: none"> <li>a. Complete: <b>The Navigator</b> (~30 minutes)</li> </ol> </li> <li>3. Click <b>Home</b> (or return to Start Page using 2 above) &amp; <b>Login as a Member</b> to Base Camp <ol style="list-style-type: none"> <li>a. Take the <b>Base Camp Tour</b> (2 minutes)</li> <li>b. Complete: <b>Check Compatibility</b> browser check (3-5 minutes)</li> <li>c. Complete: <b>Navigating Base Camp...Explore My Profile</b> (&lt;10 minutes)</li> <li>d. Complete: <b>Tutorials and Resources...Tutorials...Tutorial Videos...Updating Your Base Camp Profile</b> (&lt;5 minutes)</li> <li>e. Recommended Action: Update Your Base Camp Profile</li> </ol> </li> </ol>
Step 2: New Member Orientation - Review How Pathways Works	
	<ul style="list-style-type: none"> <li>• Discuss new member growth objectives</li> <li>• <a href="#">Pathways Paths and Core Competencies</a> – A Learning Path is made up of five levels, each increasing in complexity. Each path includes a minimum of 15 prepared speeches across at least 14 projects (10 required + 4 electives) <ul style="list-style-type: none"> <li>○ Level 1: Mastering Fundamentals (Same for all Paths)</li> <li>○ Level 2: Learning Your Style (All Paths include <i>Your Leadership Style &amp; Intro to TM Mentoring</i>)</li> <li>○ Level 3: Increasing Knowledge</li> <li>○ Level 4: Building Skills</li> <li>○ Level 5: Demonstrating Expertise</li> </ul> </li> <li>• Introduce the Member Assessment – how to prepare for the Assessment <ul style="list-style-type: none"> <li>○ Language Selection</li> <li>○ Learning Environment: Print or Online</li> <li>○ Path Selection</li> <li>○ Level 1 Project Preparation</li> <li>○ Mentor Assignment</li> </ul> </li> </ul>
Step 3: Create the Pathways Experience – Complete Member Assessment & Select Path	
	<ul style="list-style-type: none"> <li>• Return to the Toastmasters Pathways Start Page <a href="http://www.toastmasters.org/start-pathways">http://www.toastmasters.org/start-pathways</a></li> <li>• Take Your Assessment &amp; Select Your Path</li> <li>• Contact Your Club VPE <ul style="list-style-type: none"> <li>○ Schedule the Icebreaker &amp; the first two meeting role assignments</li> <li>○ Assign a Mentor</li> </ul> </li> </ul>
Step 4: Mentor Introduction & Preparing Level 1 Activities "Mastering Fundamentals"	
	<ul style="list-style-type: none"> <li>• Review and prepare to give your Icebreaker speech (within 3-4 meetings)</li> <li>• Review your first two meeting role assignments (Evaluator is required to complete Level 1)</li> <li>• New Member Q&amp;A</li> </ul>

Toastmasters International - Welcome to Pathways

Welcome, Trish | Logout | Find a Club | Start a Club | Contact Us | Search



WHERE LEADERS ARE MADE

FIND A CLUB

About | Pathways | Education | Membership | Leadership Central | Resources | Magazine | Events | Shop

Home | Welcome to Pathways

## PATHWAYS LEARNING EXPERIENCE

Welcome to Pathways! You'll be challenged and inspired to reach new heights both personally and professionally.

### Choose your path

What are your goals and how will you achieve them? Take the Pathways Assessment to identify the path that best aligns with your interests and objectives.

Club officers: you can order a path for yourself or a path in printed materials for your members.

Youself

Another Member

Continue to Path Selection

### Access my path through Base Camp

Access your path here through Base Camp, your online gateway to Pathways. Base Camp tracks your progress and lets you connect online with other members of your club.

Select your club:

Pathways Guides

Log in as Pathways Guide


### The Navigator


View The Navigator to guide you through each step of your journey. Refer to it to support your progress and to answer your questions along the way.

Launch The Navigator

FAQ | Privacy Policy | Conditions of Use | Browser Compatibility | Copyright | Site Map | Media Center | Careers

© 2017 Toastmasters International. All rights reserved.






Feedback

## Member Base Camp Home Page

TOASTMASTERS PATHWAYS learning experience

Take a tour | Search

Home | Tutorials and Resources | Check Compatibility



NAVIGATING BASE CAMP

MY EDUCATION TRANSCRIPT

MY FEEDBACK

MY BADGES

SPEECH EVALUATIONS

### WELCOME TO BASE CAMP

Base Camp is your gateway to the Toastmasters Pathways learning experience. Base Camp is where you access your educational materials, your education transcript, interactive projects and other useful tips, tools and resources. If you are new to Base Camp, select the blue Navigating Base Camp tile to learn more.

My Education Transcript	
	Action
Connect with Your Audience—Evaluation Resource	Mark Complete   Launch
Connect with Your Audience—Project Description	Mark Complete   Launch
Evaluation and Feedback—Project Description	Mark Complete   Launch
Pathways Guide Tasks	Open Curriculum
Presentation Mastery	Open Curriculum

### Suggested Education

No suggested training

Return to Toastmasters Pathways Start Page

© 2016 Toastmasters International. All rights reserved.

Powered by Cornerstone OnDemand, Inc. ©2000-2014  
All Rights Reserved. [Terms](#) - [Privacy](#) - [Cookies](#)